



Neon.

Developed  
for the future.  
Available to you  
today.



Securities Services



## Your portfolio available on any device

Innovation and transformation go hand in hand. We are therefore pleased to announce the launch of the revamped Neon, our fast and easy-to-use online tool to access your portfolio, at any time of the day and from any device (PC, tablet, mobile).

## Monitor your costs

KBC Securities Services is strongly committed to cost transparency as costs affect your return. That is why we don't only inform you about which costs and taxes apply to your transactions. You also receive an estimate of the impact of the costs and taxes on your return, as both an absolute amount and a percentage.

## Launch date

As from 31 May, you can discover the new version of Neon. It does not require any action whatsoever on your part. How promising the new Neon looks? Take a sneak preview on the following pages in this brochure.

## Getting started with Neon

Are you not yet familiar with Neon? Our relationship managers will be happy to go over the most important features of this intuitive tool with you. Feel free to contact your relationship manager.

### ● **Mobile use**

Mobile access for you and your customers, on any device, at any time.



### ● **Uniform offer**

Uniform offer to the asset manager as well as the end customers. Fully integrated with the data of KBC Securities Services.



### ● **Secure**

Securely hosted in data-centres that meet the ISO 27001 (Security) and 9001 (Quality) certifications. Annual penetration tests to ensure security.



### ● **Expandable**

Possibility to upgrade with a Portfolio Management Application that sends STP orders via FIX to KBC Securities Services' OMS.



### ● **Reliable**

Based on in-depth market research, KBC Securities Services has opted for Objectway, a reliable partner with years of experience in Wealth technology.







# What does Neon look like?

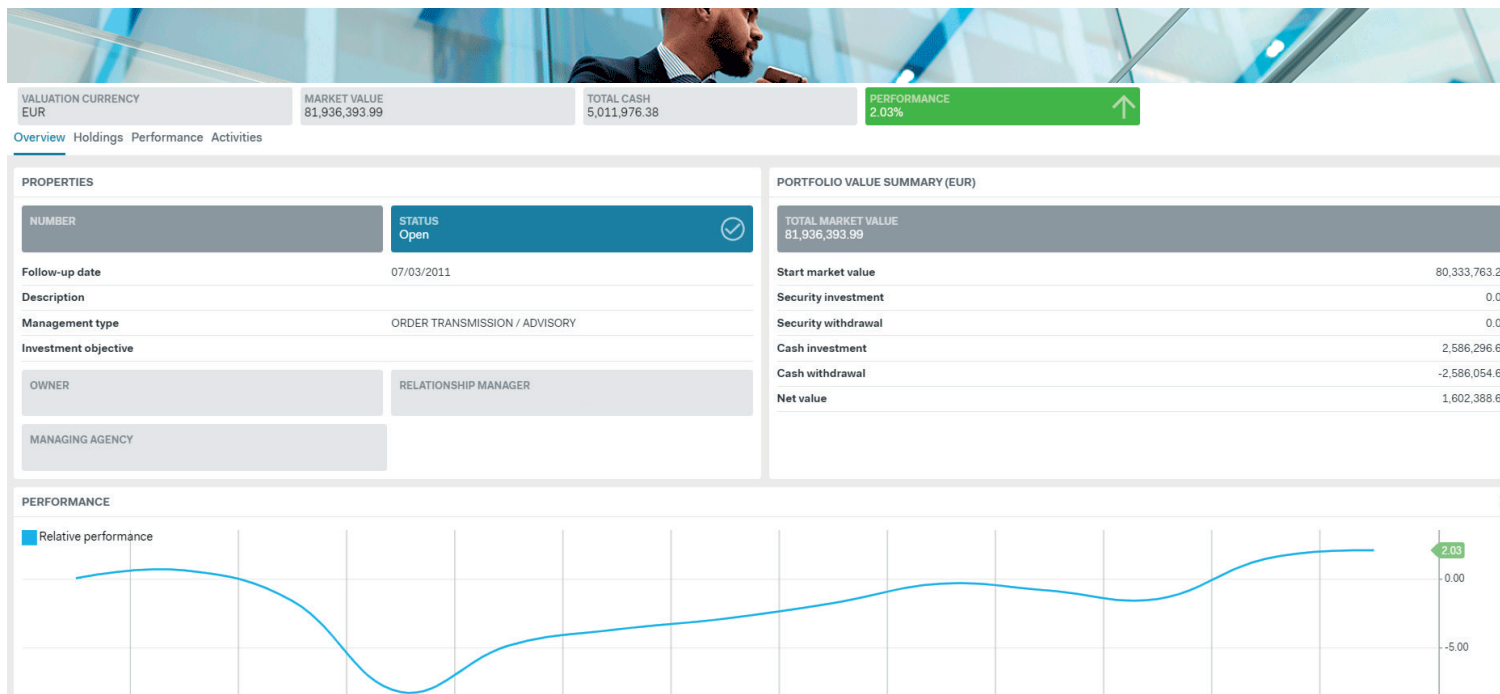
This highly intuitive application gives you online access to:

- Portfolio overview
- Overview of positions and transactions
- Allocation
- Return
- Client reports
- Cost disclosure



## Portfolio overview

Gives you an overall view on a single screen, showing the valuation, return and allocation of your portfolio, both in figures and visually.





## Overview of positions and transactions

Shows you all positions and transactions within your portfolio, with detailed information on the individual positions, amounts, market value, gains and losses.

VALUATION CURRENCY  
EUR

MARKET VALUE  
81,853,175.57

TOTAL CASH  
5,014,231.56

PERFORMANCE  
1.92%

↑

Overview [Holdings](#) Performance Activities

Holdings by [Asset category - 1](#)

VALUATION DATE  
18/12/2020

	Amount	Product ▲	Price	Accrual (EUR)	Market value (EUR)	Book cost (EUR)	PTF %
▼ <b>Equities</b> 1 item							
<div>①</div>	10,967.00	SIPEF NV (BR)	43.80 EUR	0.00	480,354.60	-778,657.00	0.59%
<b>Total</b>				<b>0.00</b>	<b>480,354.60</b>	<b>-778,657.00</b>	<b>0.59%</b>
▼ <b>Funds</b> 19 items							
<div>①</div>	248,704.46	BLACKR.IN.SEL.DEV.WRD.IN.SF.IN.(VES)	20.32 USD	0.00	4,121,144.85	-3,388,377.58	5.03%
<div>①</div>	325,957.07	FEDER.HER.INV.FD-ASIA EX-JAP.EQ.(VES)	2.36 EUR	0.00	768,508.98	-788,465.04	0.94%
<div>①</div>	1,455,985.18	FRANKLIN.TEMPL.F.UK.MAN.FOC.F.(VES)	0.93 GBP	0.00	1,502,301.57	-1,328,450.28	1.84%
<div>①</div>	70,567.00	ISHARES.MSCI.JAPAN.ETF.D.(AS)	13.81 EUR	0.00	974,459.70	-787,280.54	1.19%
<div>①</div>	86,000.00	ISHARES.PHY.METGOLD.COMM.EUR.ETC.(LO)	30.13 EUR	0.00	2,590,750.00	-2,669,602.36	3.17%
<div>①</div>	816,858.00	ISHS.II.USD.TRE.BD.7-10YR.D-ETF(FR)	5.53 EUR	0.00	4,513,140.45	-4,614,453.97	5.51%
<div>①</div>	59,399.50	LE.MA.GL.W.ASSET.MACRO.OPP.B.F.(VES)	107.53 EUR	0.00	6,387,228.24	-6,471,515.44	7.80%

# Allocation

Shows you the allocation of your portfolio across assets, currencies, sectors and countries.

VALUATION CURRENCY  
EUR

MARKET VALUE  
81,936,393.99

TOTAL CASH  
5,011,976.38

PERFORMANCE  
2.03%

OverviewHoldingsPerformanceActivities

Holdings by Country Category - 2

VALUATION DATE  
21/12/2020

	Amount	Product	Price	Accrual (EUR)	Market value (EUR)	Book cost (EUR)	PTF %
Belgium 1 item							
	10,967.00	SIPEF NV (BR)	43.20 EUR	0.00	473,774.40	-778,657.00	0.58%
Total				0.00	473,774.40	-778,657.00	0.58%
Luxembourg 3 items							
	570,969.06	LOMBARD ODIER FUNDS SIC.-CAT B(VEST	8.87 EUR	0.00	5,063,011.02	-5,697,612.32	6.18%
	31,194.60	MORGAN STAN INV.SIC GLOB.OPP.FD(VES	145.13 USD	0.00	3,695,732.25	-999,910.35	4.51%
	6,567.49	TCW F.SIC.-METWEST UNC.B.-XEHE(VEST	965.05 EUR	0.00	6,337,988.41	-6,506,501.16	7.74%
Total				0.00	15,096,731.68	-13,204,023.83	18.42%
Great Britain 3 items							
	1,291.94 GBP	Current account		0.00	1,422.94	-1,453.76	0.00%
	464,218.39 GBP	Current account		0.00	511,287.52	-522,517.85	0.62%
	1,455,985.18	FRANKLIN TEMPL FUK MAN.FOC.F(VES)	0.93 GBP	0.00	1,496,652.83	-1,328,450.28	1.83%
Total				0.00	2,009,363.29	-1,852,421.89	2.45%




# Return

Shows you the return of your portfolio, including the performance over time, both in figures and visually.



## Client reports

You can download a report covering a period of your choice showing positions, transactions, allocation and return.



VALUATION CURRENCY  
EUR

MARKET VALUE  
81,936,393.99


TOTAL CASH  
5,011,976.38

PERFORMANCE  
2.03%  
↑

Overview Holdings Performance Activities

Activities filtered by **Reporting** ▾ of type **Online generated** ▾

	Date ▾	Report type
↓ ↑	21/12/2020 10:01:34	Client Report
↓ ↑	14/12/2020 14:08:41	Client Report
↓ ↑	14/12/2020 12:55:00	Client Report
↓ ↑	01/04/2020 13:11:04	Annual ex-post report

 1 - 4 OF 4 ITEMS

## Cost disclosure

Displays all transaction costs you pay when buying or selling a security. Also taxes and withholding taxes linked to transactions and the custody of financial instruments are included.

Transaction details

TRANSACTION DATE  
01/12/2020 12:19:38

TRANSACTION CODE  
Purchase

AMOUNT  
31,000.00

PRODUCT  
ISHARES PHY METGOLD COMM EUR ETC(LO

PRICE  
29.53 EUR

HIST NET AMOUNT  
-919,305.52 EUR

General properties

Status

✓ Executed

Trade date

01/12/2020 00:00:00

Transaction type

Security Movement

Reference

00028789537463420000000000...

Settlement date

03/12/2020 00:00:00

Comment

PURCHASE

Market details

Account number

Stock exchange

Liquidation type

PFS

Realized P/L coupon

Initial margin

Historical invested amount

Average Cost

Undefined

✓

Quotation type

Exchange rate

Market value without A.I.

Per Share

1.00

Order details

External order number

GAIN LOSS

Historic YTD

<

# How to launch Neon

## Are you an active Neon user?

Go to [neon.securitiesservices.kbc.be](https://neon.securitiesservices.kbc.be) or via our [securitiesservices.kbc.be](#) page to the login button.

Have you saved a shortcut from Neon in your favorites, then the link will continue to work and you will be directed to the new version.

## Are you a new Neon user?

- 1 Navigate to [neon.securitiesservices.kbc.be](https://neon.securitiesservices.kbc.be).
- 2 Click or tap on 'Click here to register'.
- 3 Register by entering your email address.  
Please note: You will only be able to register using the e-mail address that is registered in our system.

- 4 You will receive an e-mail in your inbox with your username and a link to create your personal password. From then on, you can log in using this username and password.

Your password must:

- have a length of minimum 6 and maximum 14 characters
- contain at least 1 capital letter
- contain at least 1 small letter
- contain at least 1 digit
- contain at least 1 special character out of this list:  
!@#\$%^&\*()\_+}{""';?\\>.<.,

## Need a helping hand to log in?

Please contact our Customer Support on +32 2 448 01 06 or via [customersupport@kbc.be](mailto:customersupport@kbc.be)



Securities Services

## Login to your account

Please authenticate with your credentials to proceed.

Username

Password

☐ Remember me

**LOG IN**

[Reset your password](#)

[Register new account](#)



## Need a helping hand to log in?

Please contact our Customer Support on +32 2 448 01 06 or via [customersupport@kbc.be](mailto:customersupport@kbc.be)

Neon is an online tool that allows you to consult your portfolio online and to create all kinds of relevant reports. The tool is made available free of charge by KBC to its clients in the segment of portfolio management by third-party asset managers and customers of family offices. KBC makes every effort to protect access to the tool from third parties. In this regard, it is very important that you take the necessary measures to adequately secure the devices you use to gain access, keep passwords secret and comply with the KBC security regulations and system requirements. Any abuse or suspicion of abuse must be reported immediately to KBC.

In principle, the tool is accessible around the clock, although KBC can limit or even close access for security or maintenance reasons of the application. Provision of the tool does not confer any intellectual property rights on the customer, except for a temporary, limited licence to use it for the purposes for which the tool was created.

KBC may at its sole discretion refuse access, including in the event of service termination, security risks or prolonged non-use of the application.

The tool is provided on an “as is” basis and KBC shall in no way be held responsible for any temporary unavailability of the tool, or the lack of up-to-date information that may be displayed.

